

## Penetration rates (%)



### Fixed-broadband<sup>1</sup>

**41.9**  
4Q 2021: 40.8



### Mobile-broadband<sup>2</sup>

**124.1**  
4Q 2021: 126.4



### Mobile-cellular<sup>2</sup>

**139.2**  
4Q 2021: 142.1



### Pay TV<sup>3</sup>

**78.4**  
4Q 2021: 80.0

Note:

1. Fixed-broadband refers to penetration rate per 100 premises

2. Mobile-broadband and mobile-cellular refer to penetration rate per 100 inhabitants

3. Pay TV refers to penetration rate per 100 households

## Broadband

### Total broadband subscriptions ('000)



**45,295.2**  
4Q 2021: 45,743.5

### Fixed-broadband subscriptions ('000)



**3,847.3**  
4Q 2021: 3,727.4

Subscriptions by premise, household and non-household.

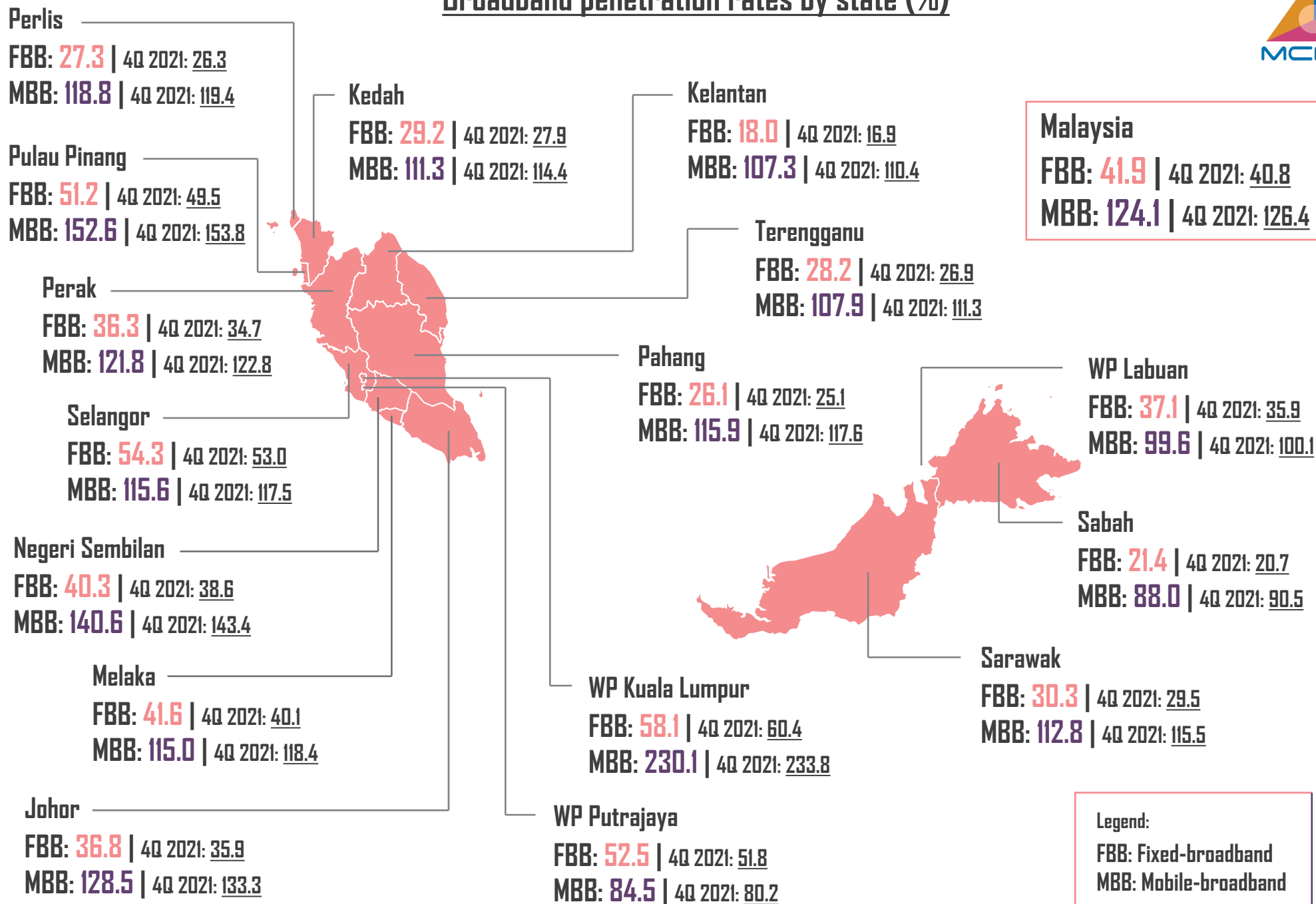
### Mobile-broadband subscriptions ('000)



**41,447.9**  
4Q 2021: 42,016.1

Subscriptions by individual.

## Broadband penetration rates by state (%)




Note:

1. Fixed-broadband refers to penetration rate per 100 premises
2. Mobile-broadband refers to penetration rate per 100 inhabitants

## Broadband subscriptions by state ('000)



**Johor**  
FBB: **461.3**  
MBB: **5,131.2**



**Pahang**  
FBB: **103.1**  
MBB: **1,918.9**



**Sarawak**  
FBB: **221.5**  
MBB: **3,149.2**



**Kedah**  
FBB: **164.5**  
MBB: **2,424.6**



**Perak**  
FBB: **262.1**  
MBB: **3,017.2**




**Selangor**  
FBB: **1,306.3**  
MBB: **8,272.7**



**Kelantan**  
FBB: **70.5**  
MBB: **2,066.9**



**Perlis**  
FBB: **18.9**  
MBB: **315.8**



**Terengganu**  
FBB: **79.8**  
MBB: **1,372.9**



**Melaka**  
FBB: **124.8**  
MBB: **1,141.4**



**Pulau Pinang**  
FBB: **291.1**  
MBB: **2,710.4**



**Wilayah Persekutuan<sup>1</sup>**  
FBB: **437.4**  
MBB: **4,451.3**



**Negeri Sembilan**  
FBB: **139.2**  
MBB: **1,646.8**

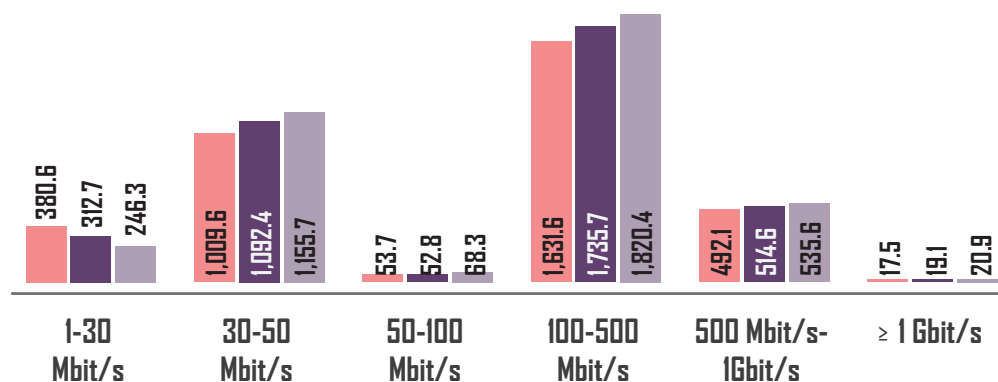


**Sabah**  
FBB: **166.7**  
MBB: **3,477.5**

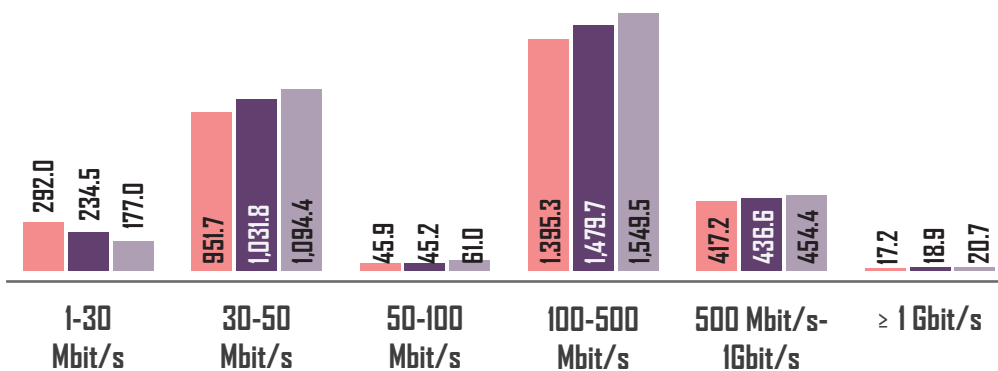
Legend:  
FBB: Fixed-broadband  
MBB: Mobile-broadband

## Fixed-broadband subscriptions by speed range ('000)

### Fixed-broadband subscriptions (Overall)

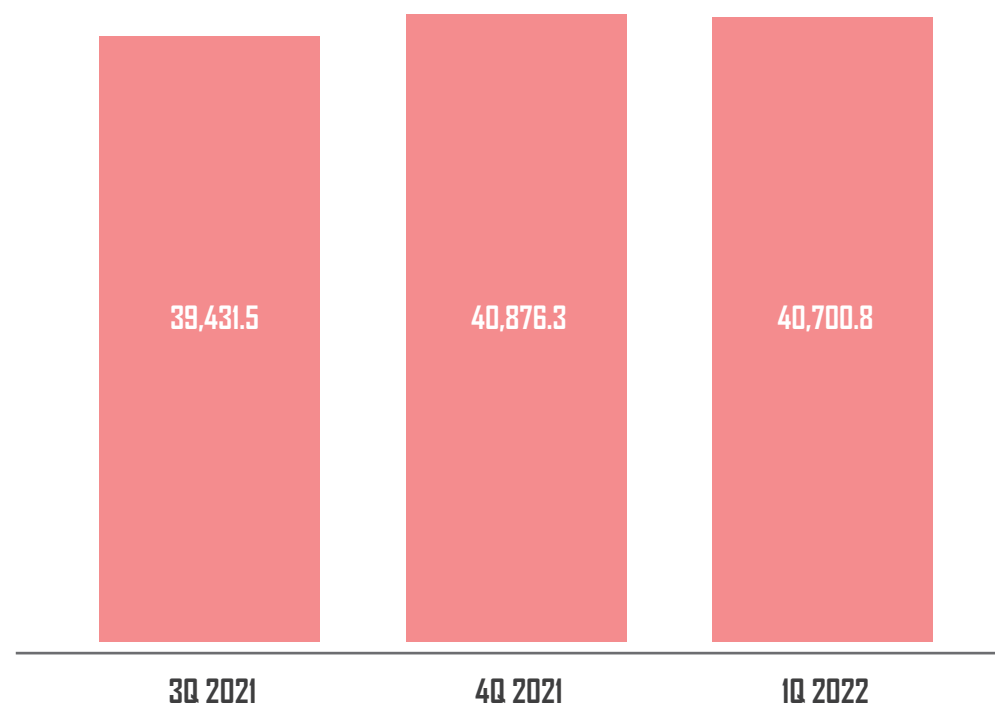


### Fixed-broadband subscriptions (Household)



3Q 2021 4Q 2021 1Q 2022

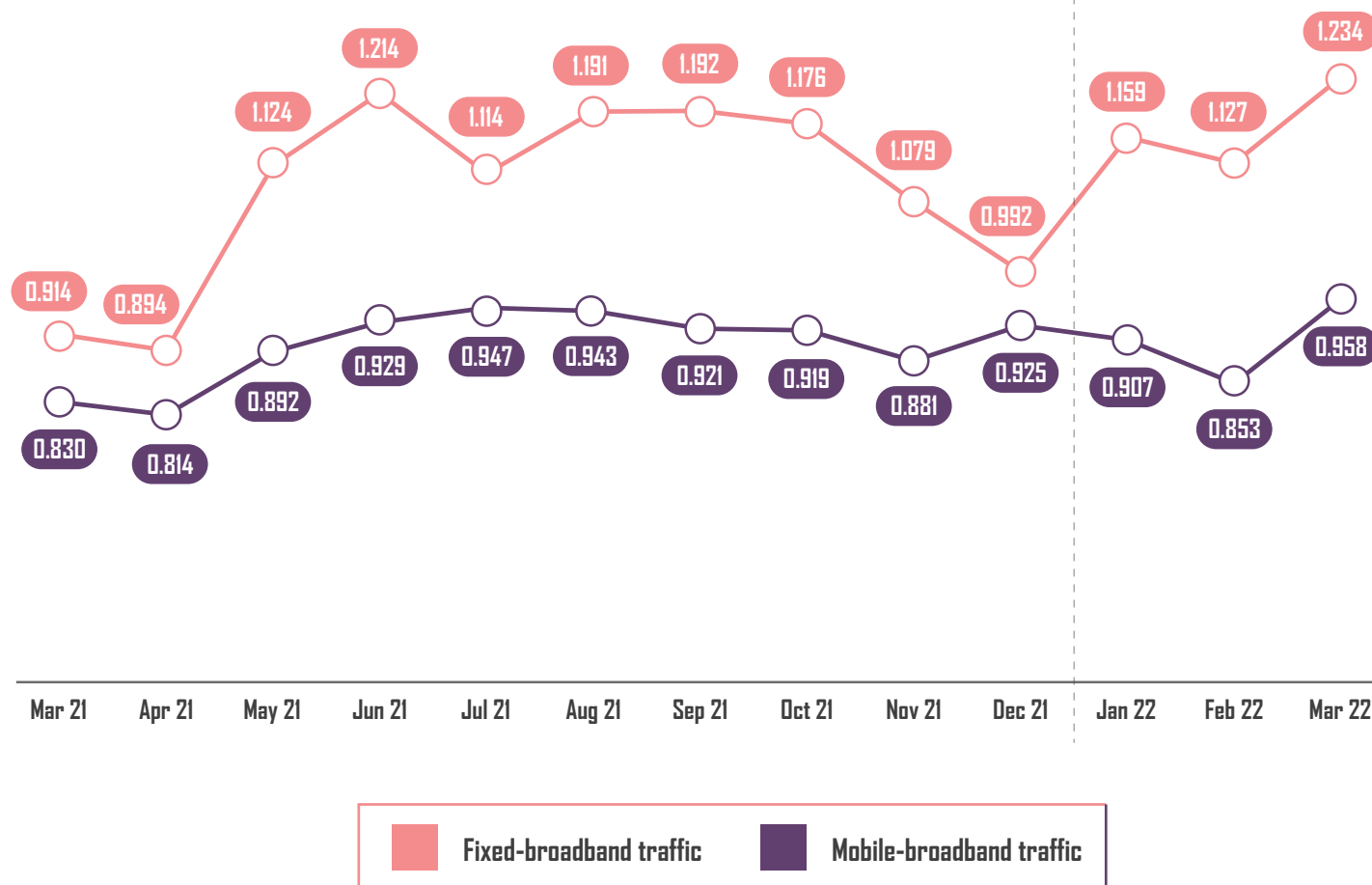
## Mobile subscriptions by technology ('000)



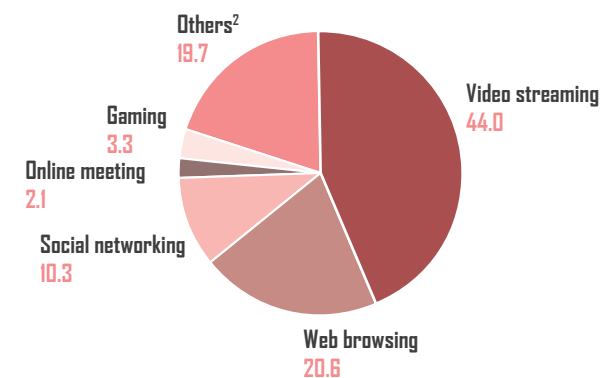
Note:

1. Each speed range includes the lower bound speed

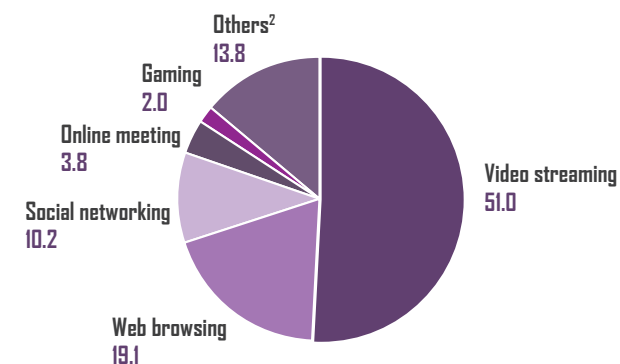
## Broadband traffic (exabytes)



### Fixed-broadband traffic by segment (%)



### Mobile-broadband traffic by segment (%)



Note:

1. 1 Exabyte = 1,000,000,000 Gigabyte


2. Others refers to other traffic that excludes services namely video streaming, web browsing, social networking, online meeting and gaming

## Mobile-cellular

Postpaid subscriptions ('000)

**14,170.9**


4Q 2021: 14,178.6



Prepaid subscriptions ('000)

**32,500.4**

4Q 2021: 33,023.0



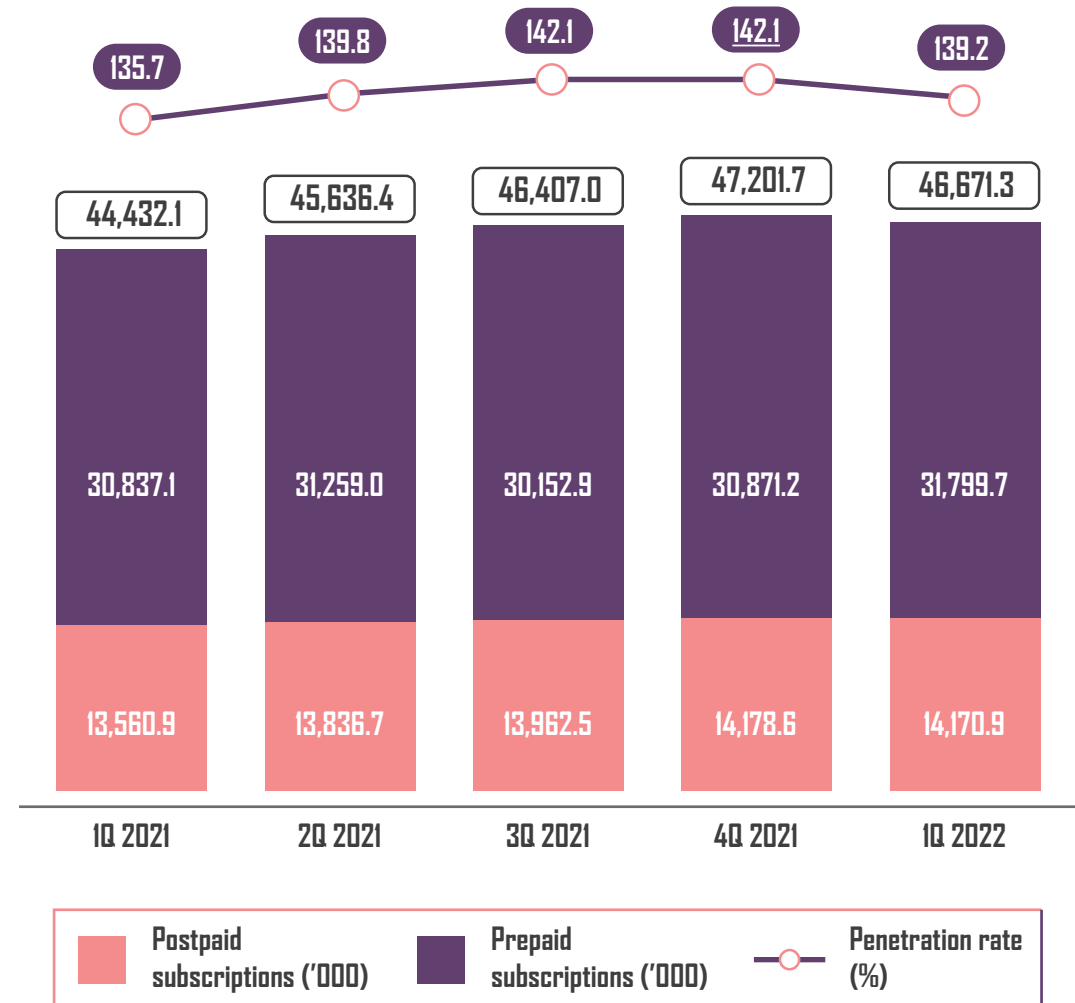
Total SMS (million)

**633.9**

4Q 2021: 710.5

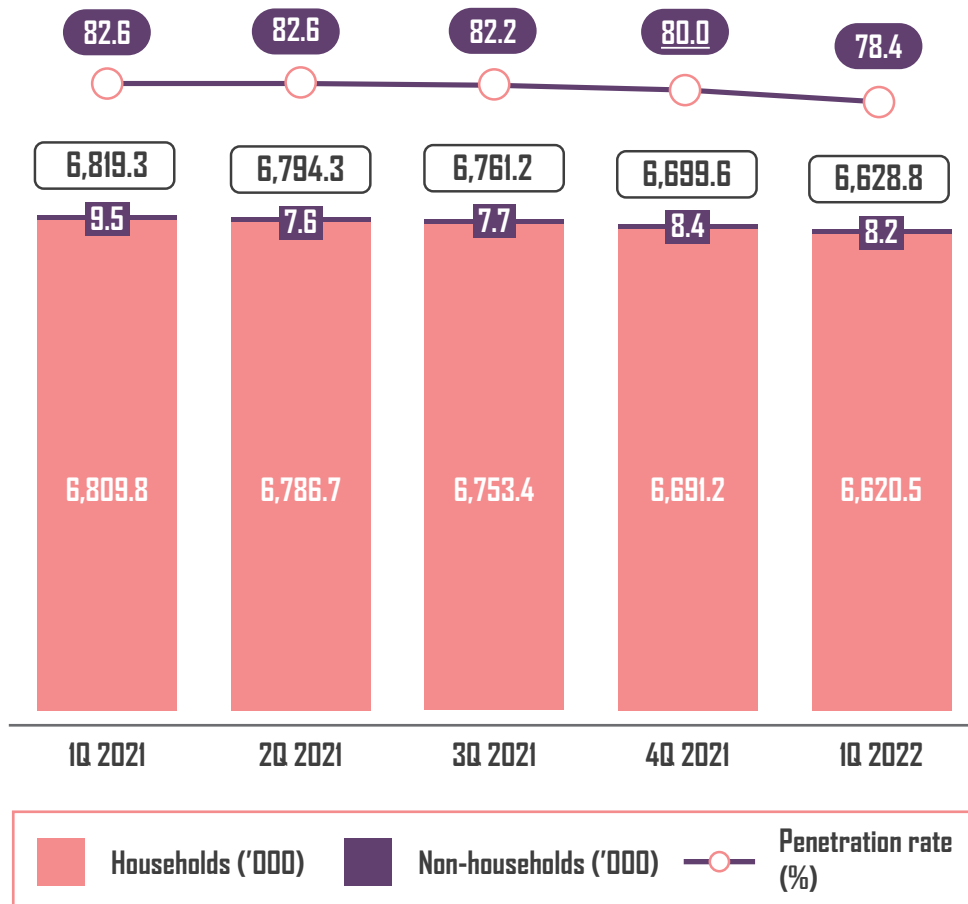


## Subscriptions and penetration rate per 100 inhabitants



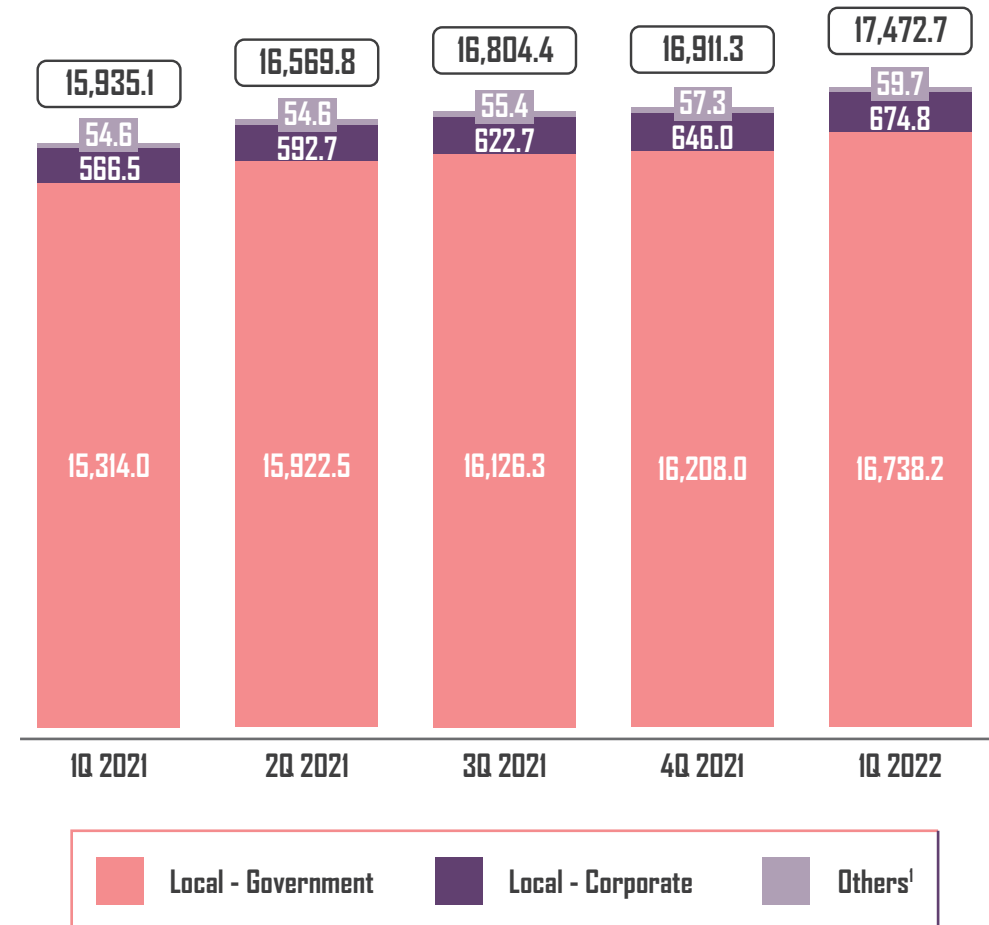
## Pay TV

### Subscriptions and penetration rate per 100 households



## Digital Signature

### Number of certificates issued by type ('000)



Note:

1. Others includes Local - Individual, Foreign - Corporate, and Foreign - Government



#### Notes:

1. All penetration rates are estimated based on population projection as at end of period according to Census 2010 by Department of Statistics, Malaysia (DOSM), except for 4Q 2021 and 1Q 2022, the population figure is estimated using MCMC internal estimation
2. Broadband penetration rate is calculated based on fixed-broadband subscriptions with speed equal or more than 1Mbit/s, and mobile-broadband with speed equal or more than 650kbit/s
3. Fixed-broadband penetration rate per 100 premises includes household and non-household subscriptions. Household subscriptions cover residential whereas non-household subscriptions inclusive of businesses, government, organization etc.
4. Commencing 1Q 2021, methodology to calculate total number of premises is revised by including total number of commercial and industrial premises from National Property Information Centre (NAPIC) and public facilities from DOSM
5. Revised figures are underlined

For further inquiries please contact Statistics and Data Intelligence Department MCMC at, [statistics@mcmc.gov.my](mailto:statistics@mcmc.gov.my)

© 2022. All rights reserved.