

Penetration rates (%)




Fixed-broadband¹

41.0
1Q 2021: 39.0



Mobile-broadband²

124.2
1Q 2021: 120.1



Mobile-cellular²

139.8
1Q 2021: 135.7



Pay TV³

92.6
1Q 2021: 90.6

Note:

1. Fixed-broadband refers to penetration rate per 100 premises

2. Mobile-broadband and mobile-cellular refer to penetration rate per 100 inhabitants

3. Pay TV refers to penetration rate per 100 households

Broadband



Total broadband subscriptions
('000)

44,251.0
1Q 2021: 42,853.0

Fixed-broadband subscriptions
('000)



3,679.6
1Q 2021: 3,512.4

Subscriptions by premise, household and non-household.

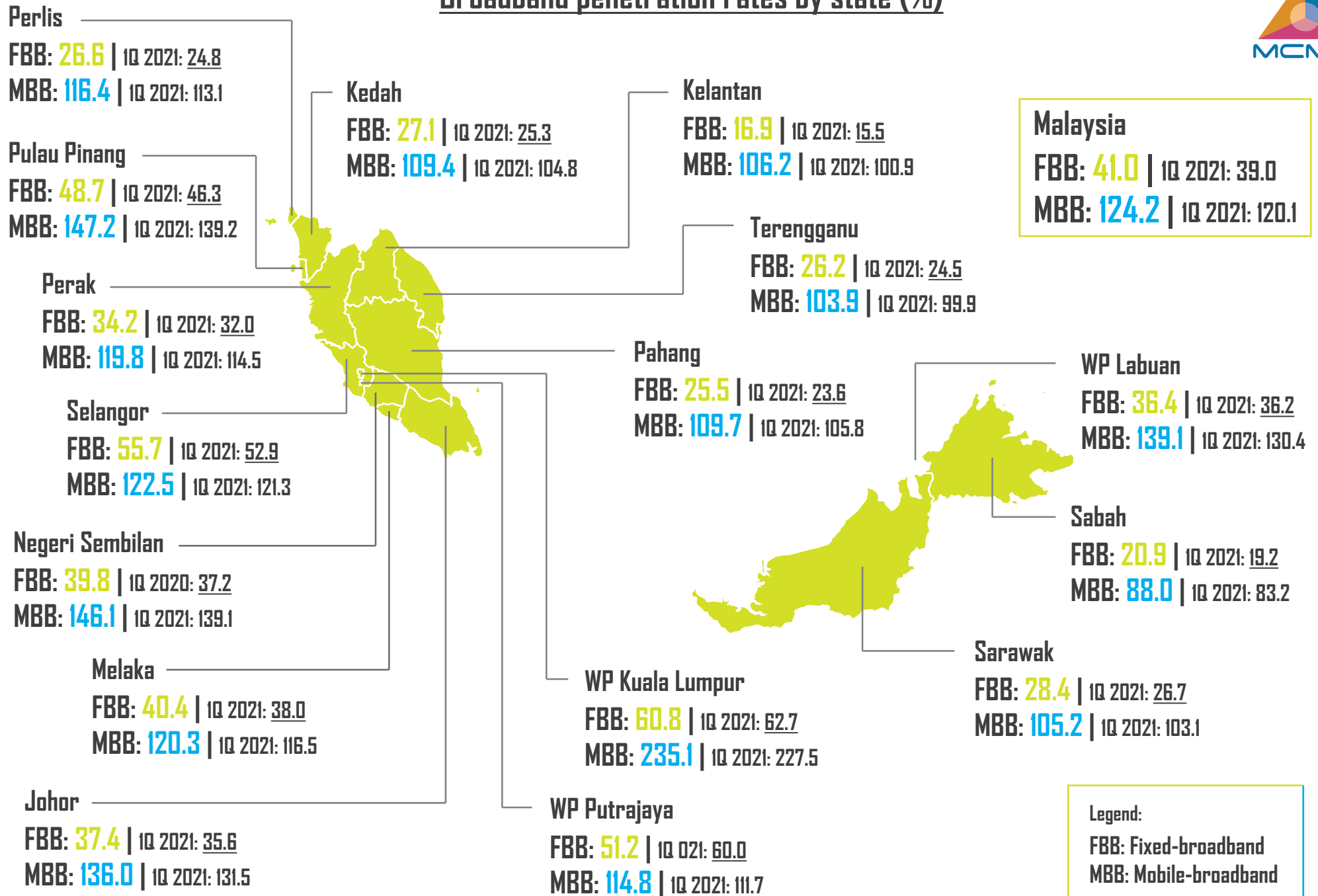
Mobile-broadband subscriptions
('000)



40,571.4
1Q 2021: 39,340.6

Subscriptions by individual.

Broadband penetration rates by state (%)




Note:

1. Fixed-broadband refers to penetration rate per 100 premises
2. Mobile-broadband refers to penetration rate per 100 inhabitants

Broadband subscriptions by state ('000)



Johor
FBB: 449.3
MBB: 5,160.8



Pahang
FBB: 102.2
MBB: 1,848.3



Sarawak
FBB: 209.7
MBB: 2,968.5



Kedah
FBB: 153.7
MBB: 2,399.5



Perak
FBB: 250.1
MBB: 3,006.1




Selangor
FBB: 1,239.0
MBB: 8,027.4



Kelantan
FBB: 66.3
MBB: 2,049.3



Perlis
FBB: 17.8
MBB: 297.2



Terengganu
FBB: 74.4
MBB: 1,324.6



Melaka
FBB: 115.0
MBB: 1,127.9



Pulau Pinang
FBB: 276.2
MBB: 2,611.7



Wilayah Persekutuan¹
FBB: 433.6
MBB: 4,378.2



Negeri Sembilan
FBB: 133.0
MBB: 1,649.2

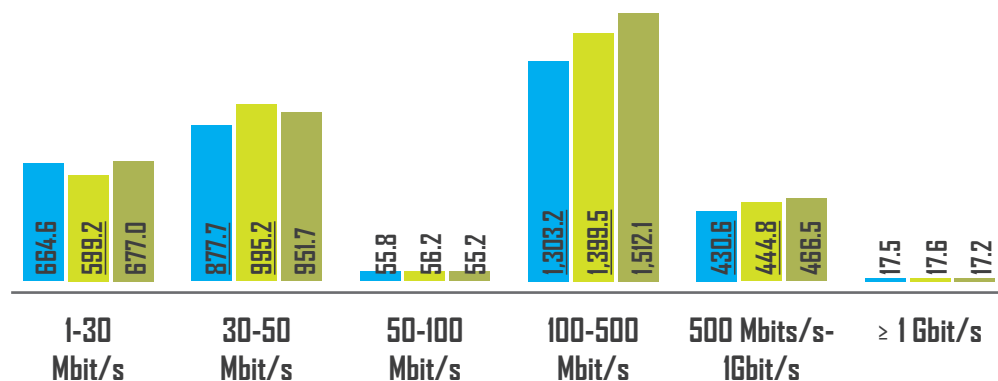


Sabah
FBB: 158.8
MBB: 3,374.9

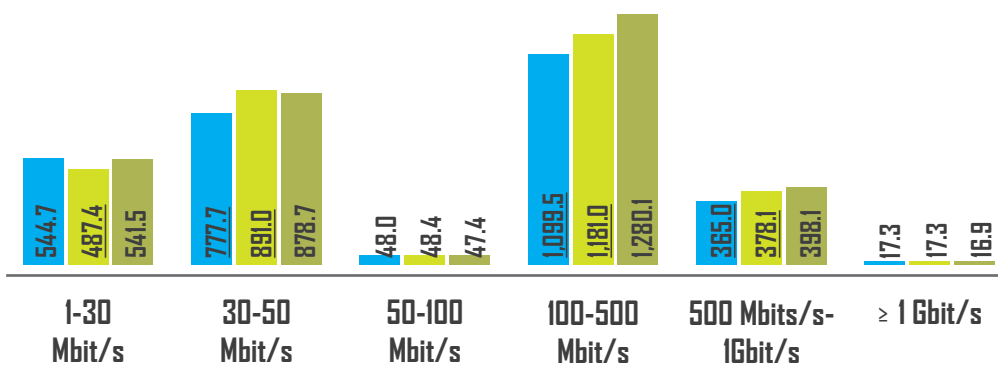
Legend:
FBB: Fixed-broadband
MBB: Mobile-broadband

Fixed-broadband subscriptions by speed range ('000)

Fixed-broadband subscriptions (Overall)

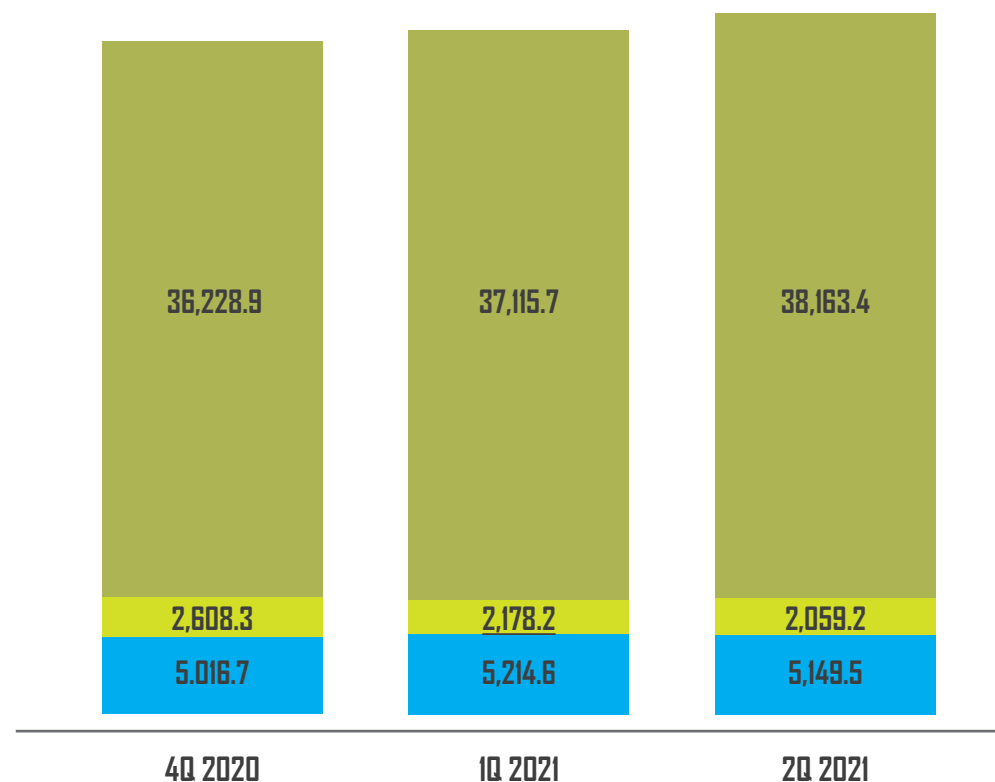


Fixed-broadband subscriptions (Household)



4Q 2020 1Q 2021 2Q 2021

Mobile subscriptions by technology ('000)

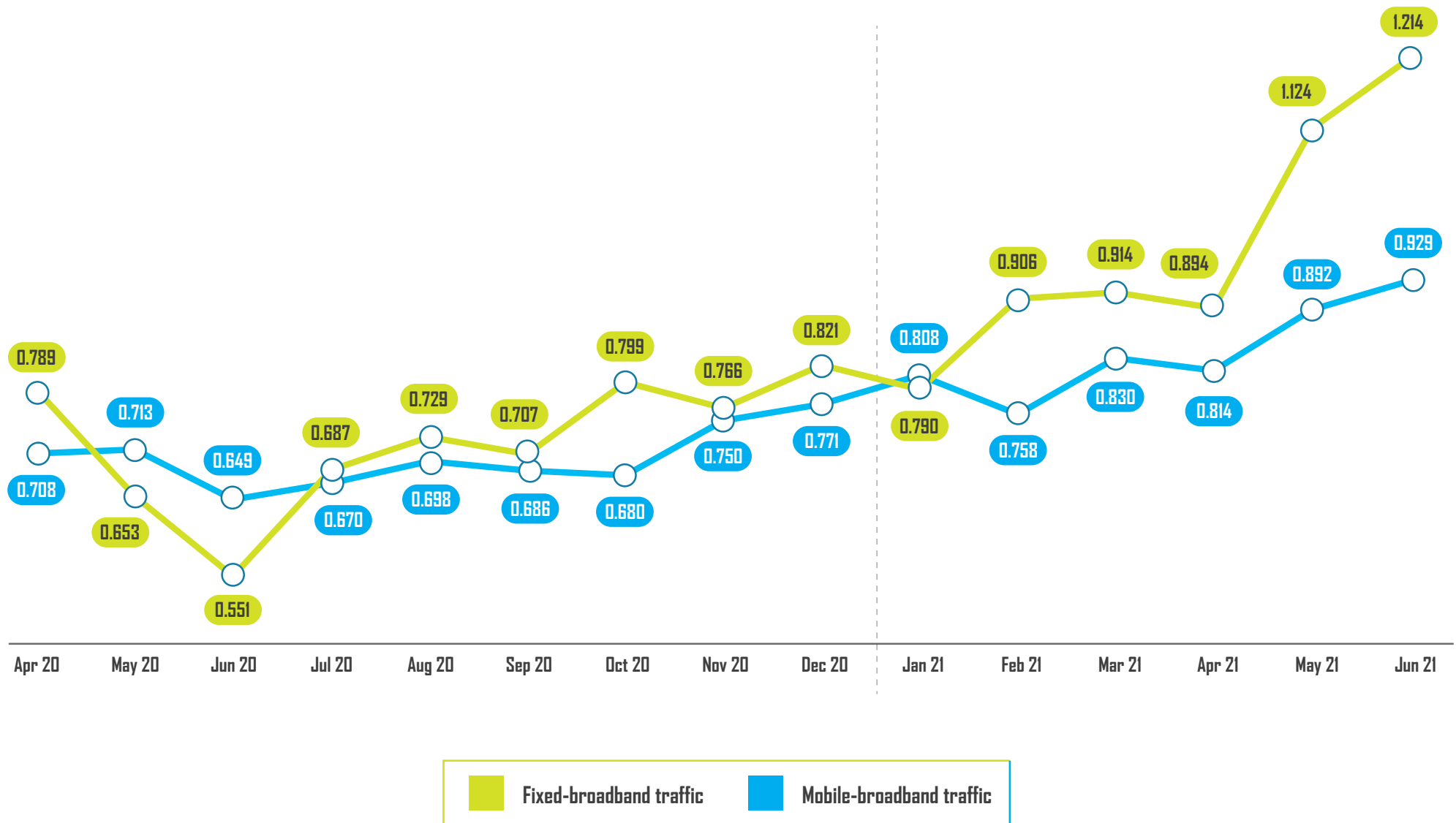


2G 3G 4G

Note:

1. Each speed range includes the lower bound speed

Broadband traffic (exabytes)




Mobile-cellular

Postpaid subscription ('000)

13,836.7

1Q 2021: 13,560.9



Prepaid subscription ('000)

31,799.7

1Q 2021: 30,871.2



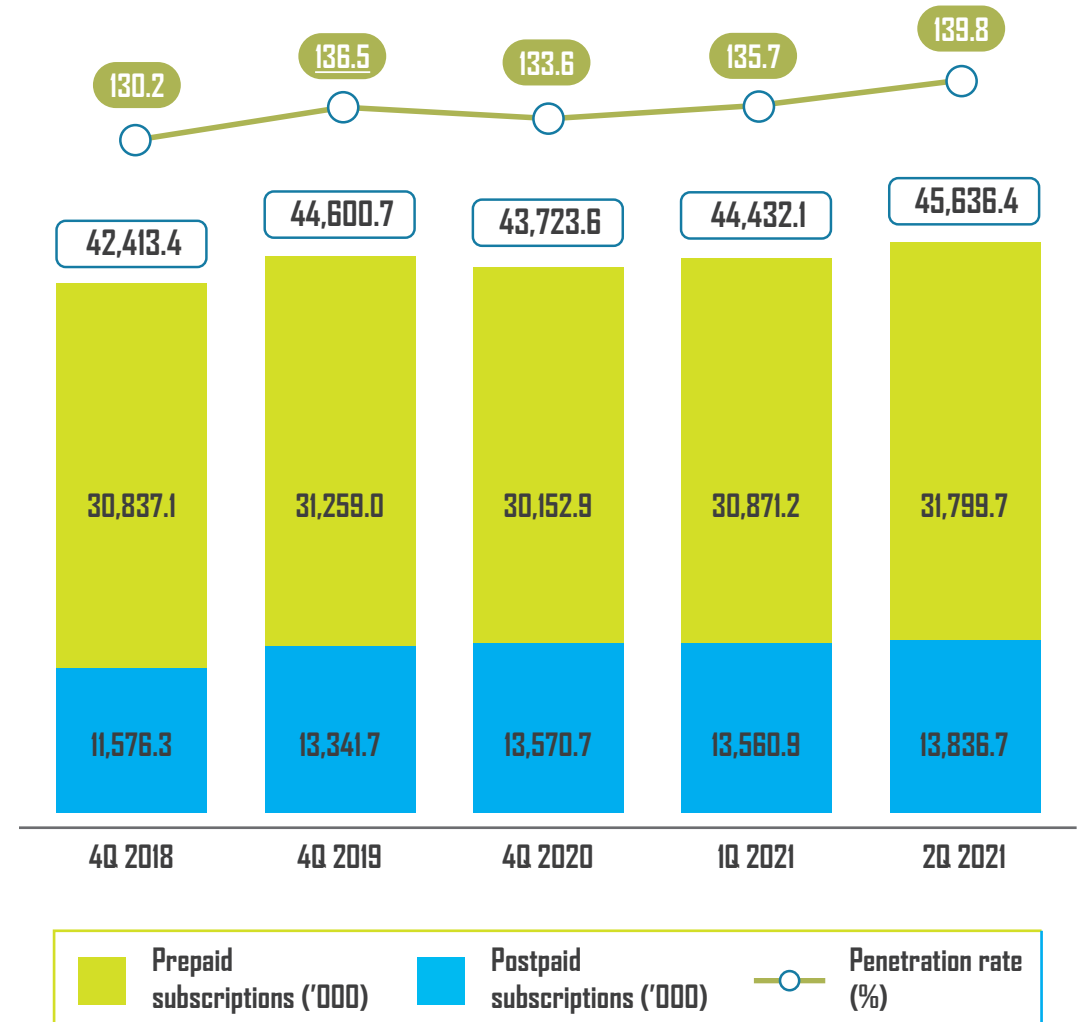
Total SMS (million)

762.8

1Q 2021: 502.8

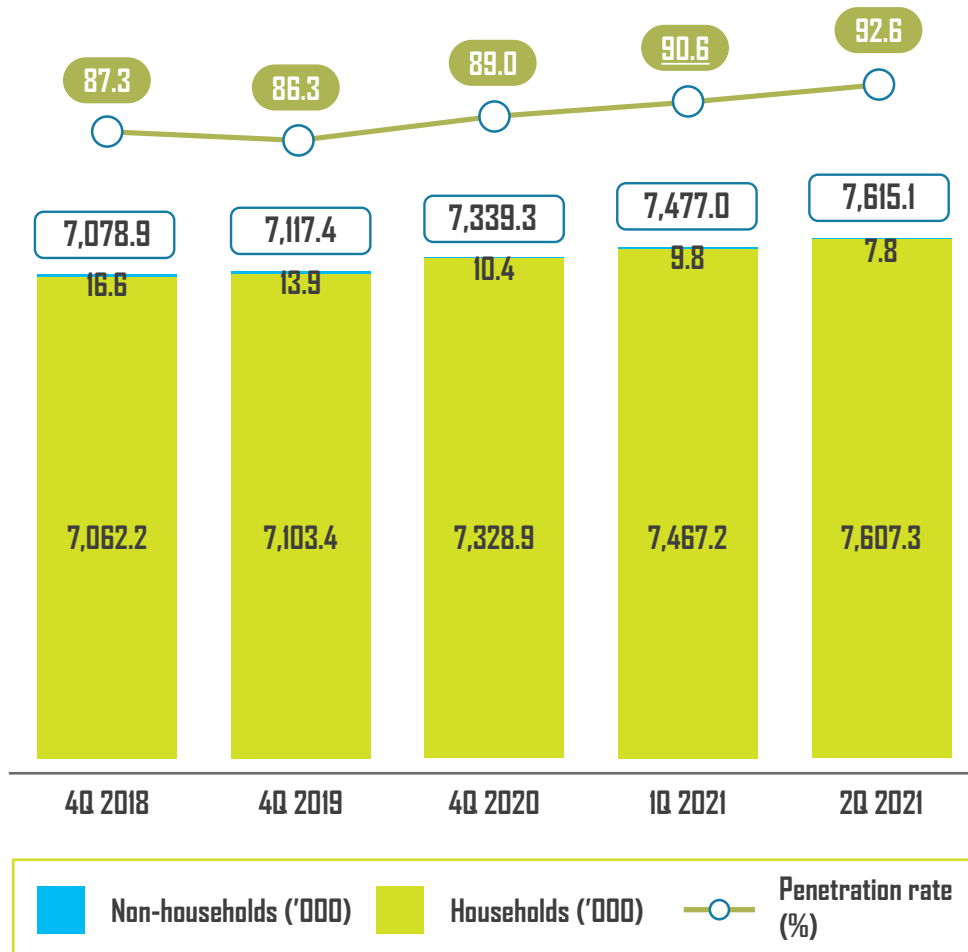


Subscriptions and penetration rate per 100 inhabitants



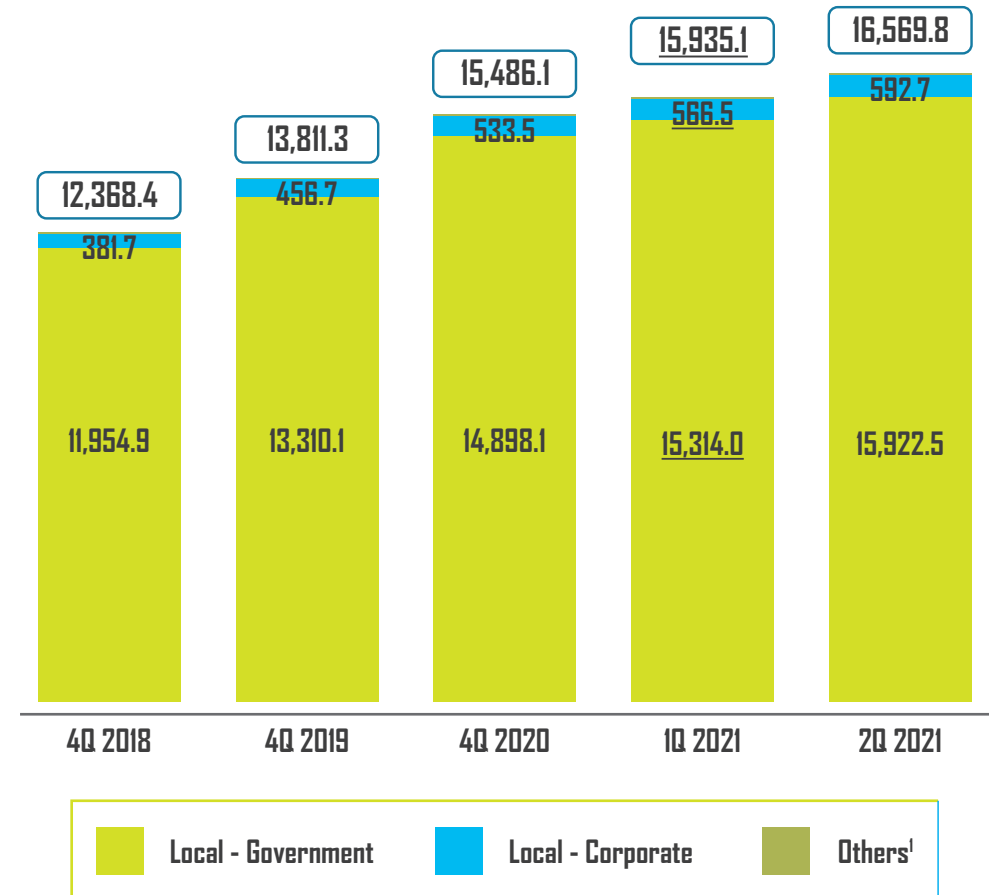
Pay TV

Subscriptions and penetration rate per 100 households



Digital Signature

Subscriptions by type of users ('000)



Note:

1. Others includes Local - Individual, Foreign - Corporate, and Foreign - Government



Note:

1. All penetration rates in this publication are estimated based on population projection as at end of period according to Census 2010 by Department of Statistics, Malaysia (DOSM)

2. Broadband penetration rate is calculated based on fixed-broadband subscriptions with speed equal or more than 1Mbit/s, and mobile-broadband with speed equal or more than 650kbit/s

3. Fixed-broadband penetration rate per 100 premises includes household and non-household subscriptions. Household subscriptions covers residential whereas non-household subscriptions inclusive of businesses, government, organization etc.

4. Commencing 1Q 2021, methodology to calculate total number of premises is revised by including total number of commercial and industrial premises from National Property Information Centre (NAPIC) and public facilities from Department of Statistics Malaysia (DOSM)

5. Revised figures are underlined

For further inquiries please contact Statistics and Data Intelligence Department MCMC at, statistics@mcmc.gov.my

2021@MCMC. All rights reserved.