

APPENDIX M

List of Analogue TV Transmitter Stations for West Malaysia

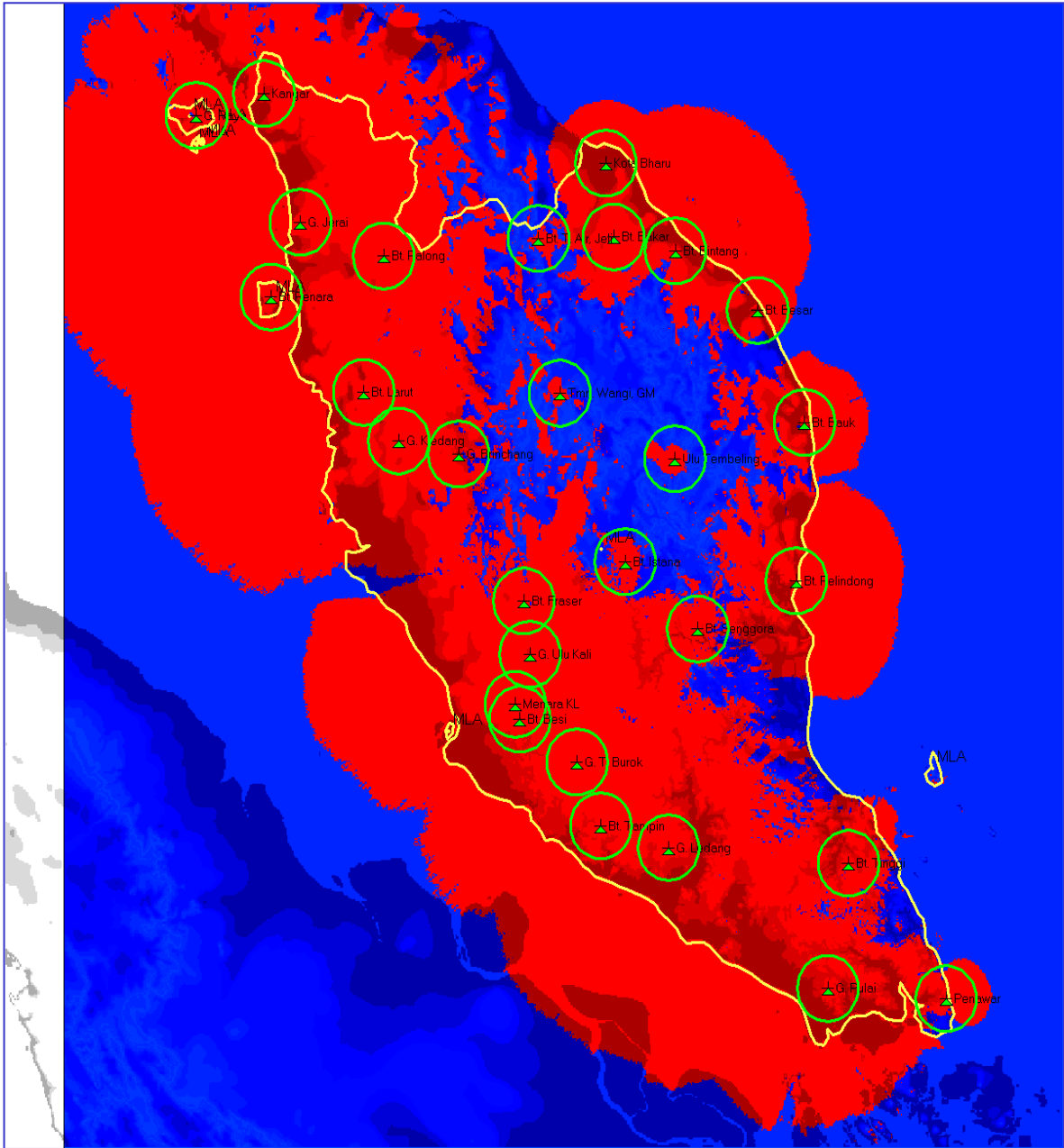
No.	Transmitter Location	Freq. (MHz)	CH. No.	Long.	Lat.	H effec.	Antenna High	Power ERP
1	Telipot (KB)	567.25	33	102E14 14	06N06 37	47	40	174
2	Bt. Pelindong	196.25	8	103E21 42	03N49 44	281	40	160
3	Bt. Chupak, GM	727.25	53	101E56 49	04N53 56	54	40	0.1
4	Bt. Istana	203.25	9	102E21 43	03N55 45	131	40	27
5	Bt. Tinggi	203.25	9	103E40 22	02N17 08	322	40	80
6	Bt. Bintang	224.25	12	102E38 54	05N37 38	571	40	2
7	Bt. Bakar	196.25	8	102E17 01	05N42 18	515	40	62
8	Bt. Dedap	583.25	35	100E45 00	05N47 55	283	40	0.01
9	Bt. Genting	727.25	53	100E13 11	05N18 29	182	40	1
10	Bt. Larut	679.25	47	100E48 21	04N51 24	1334	40	6.1
11	Bt. Palong	62.25	4	100E55 20	05N36 29	849	40	5
12	Bt. Penara	182.25	6	100E15 40	05N22 31	567	40	3.2
13	G. Jerai	217.25	11	100E26 00	05N47 11	1162	40	143
14	G. Kledang	203.25	9	101E00 50	04N35 33	686	40	125
15	G. Raya	615.25	39	099E49 08	06N22 16	545	40	0.7
16	Kangar	543.25	30	100E13 06	06N29 25	49	40	1.9
17	Bt. Senggora	727.25	53	102E46 48	03N33 46	214	40	0.66
18	Ulu Tembeling	567.25	33	102E38 44	04N29 42	17	40	0.411
19	G. Brinchang	727.25	53	101E23 02	04N31 04	734	40	12.7
20	Bt. Bauk	203.25	9	103E24 44	04N41 38	352	40	4
21	Bt. Besar	196.25	8	103E08 06	05N18 19	159	40	9.95
22	G. Ulu Kali	210.25	10	101E47 19	03N25 40	1349	40	82
23	Menara KL	196.25	8	101E42 14	03N09 11	453	40	55
24	G. Pulai	210.25	10	103E32 56	01N36 08	647	40	40
25	G. Ledang	189.25	7	102E36 30	02N22 17	1186	40	64
26	Bt. Tampin	203.25	9	102E12 29	02N29 26	535	40	121
27	G. T. Burok	551.25	31	102E04 06	02N50 20	970	40	5
28	C. Rembian	196.25	8	101E15 25	04N10 37	84	40	0.5
29	Bt. Besi	727.25	53	101E43 50	03N04 03	115	40	15
30	Bt. Fraser	189.25	7	101E41 49	03N42 45	514	40	16.95
31	Bt. K. Ara	196.25	8	102E12 21	02N43 34	55	40	3.2
32	Bt. L. Teh	203.25	9	100E56 25	05N05 59	284	40	0.7
33	Bt. Paloh	519.25	27	102E12 53	05N01 40	88	40	0.14
34	Bt. T. Air, Jeli	583.25	35	101E50 19	05N42 12	66	40	0.044
35	Felda Tenang	727.25	53	102E29 17	05N33 46	71	40	0.02
36	Tmn. Wangi, GM	503.25	25	101E57 56	04N51 11	57	40	0.022
37	Penawar	607.25	38	104E14 55	01N32 46	100	40	0.027
38	UUM Sintok	727.25	53	100E29 14	06N27 31	43	40	0.011
39	T. Pedu	727.25	53	100E46 04	06N14 50	315	40	0.015
40	Bt. Genting	727.25	53	100E13 11	05N18 29	365	40	1
41	Sg. Siput U	727.25	53	101E04 04	04N49 12	62	40	0.016

42	Felda Trolak	703.25	50	101E26 06	03N56 33	130	40	0.205
43	Kg. Ulu Slim	623.25	40	101E28 59	03N53 40	191	40	0.183
44	P. Pangkor	727.25	53	100E34 28	04N12 46	51	40	0.03
45	P. Tioman	727.25	53	104E07 56	02N48 01	79	40	0.068
46	Kg. Ulu Sungai	687.25	48	101E43 50	04N01 06	92	40	0.05
47	Bt. Sembilan	727.25	53	102E57 23	03N10 08	366	40	0.204
48	Bt. Durian Mas	503.25	25	103E11 48	04N36 16	142	40	0.02
49	H. Langat	583.25	35	101E51 56	03N10 14	92	40	0.007
50	Bt. Botak	503.25	25	102E11 40	03N52 35	172	40	0.081
51	PD	727.25	53	101E49 30	02N31 06	80	40	0.181

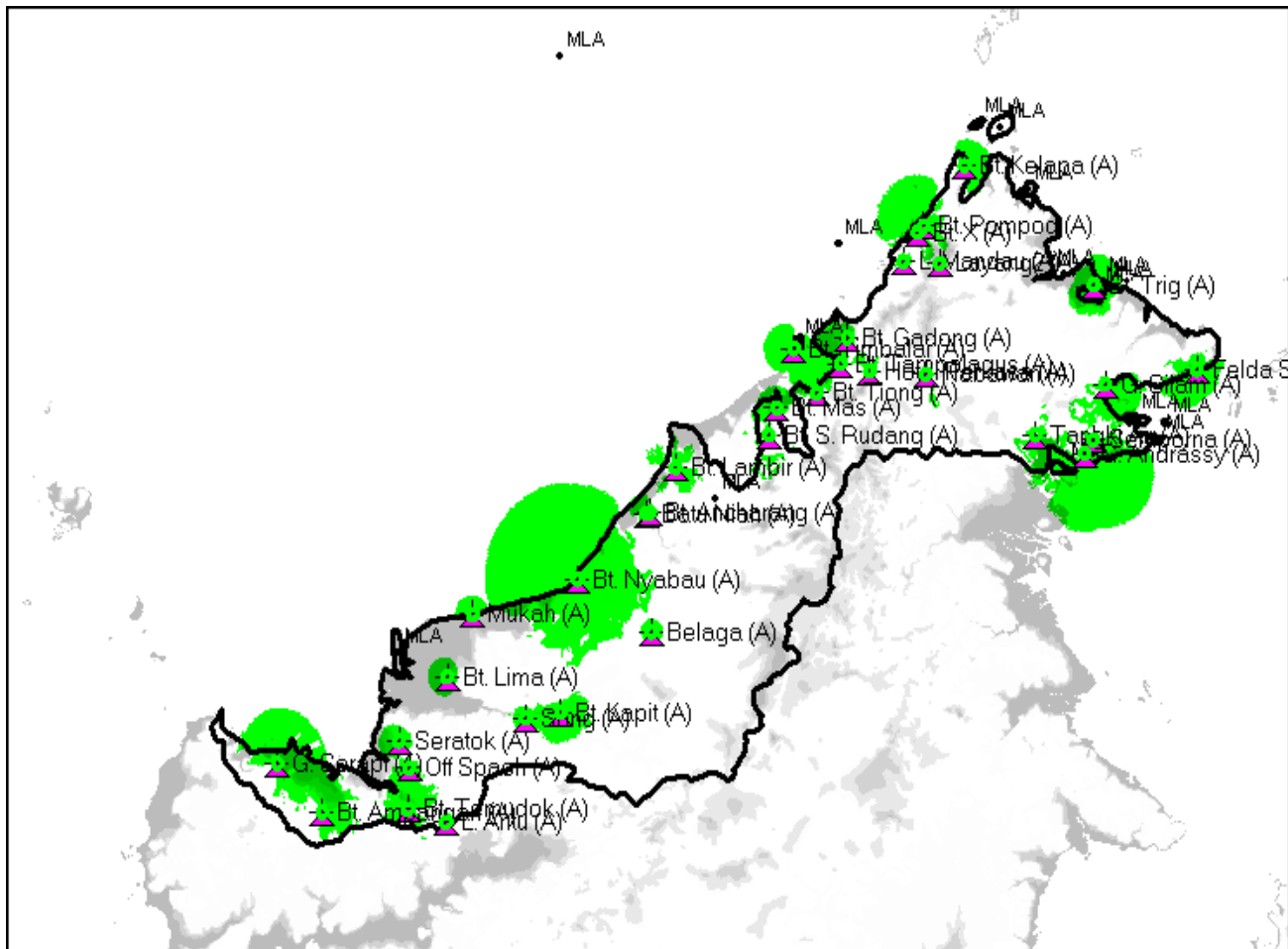
List of Analogue TV Transmitter Stations for East Malaysia

1	Belaga (A)	196.25	8	113E47 53	02N45 07	172	40	1.5
2	Bt. Kelapa (A)	203.25	9	116E49 07	06N53 51	1	40	46.2
3	Bt. Lambir (A)	224.25	12	114E01 54	04N12 50	101	40	58
4	Bt. Lima (A)	196.25	8	111E49 32	02N21 21	3	40	10
5	Bt. Mas (A)	62.25	4	115E00 29	04N44 40	9	40	13.5
6	Bt. Nyabau (A)	203.25	9	113E05 09	03N13 10	536	40	55.2
7	Bt. Tampalagus (A)	217.25	11	115E37 28	05N08 16	235	40	11.3
8	Bt. Timbalai (A)	655.25	44	115E10 23	05N16 11	1	40	1.7
9	Bt. Tiong (A)	631.25	41	115E23 40	04N52 50	111	40	0.6
10	Bt. Trig (A)	196.25	8	118E04 00	05N50 30	6	40	81.1
11	G. Andrassy (A)	203.25	9	117E58 45	04N20 14	443	40	72.6
12	G. Serapi (A)	210.25	10	110E11 14	01N35 02	107	40	148
13	G. Silam (A)	210.25	10	118E10 32	04N57 30	77	40	62.1
14	Bt. Kapit (A)	189.25	7	112E55 23	02N02 26	121	40	35
15	L. Mandau (A)	210.25	10	116E13 39	06N02 52	0	40	61.04
16	Layang2 (A)	224.25	12	116E34 48	06N01 43	164	40	26
17	Bt. Temudok (A)	203.25	9	111E27 05	01N10 35	96	40	92.5
18	Felda Sahabat (A)	196.25	8	119E03 43	05N05 06	108	40	26
19	Mukah (A)	224.25	12	112E04 11	02N54 31	1	40	0.2
20	Hotel Perkasa (A)	189.25	7	115E54 11	05N04 18	270	40	1.1
21	Bt. Gadong (A)	551.25	31	115E41 17	05N22 02	45	40	0.9
22	Bt. Pompod (A)	519.25	27	116E25 15	06N21 31	259	40	1.7
23	Nabawan (A)	727.25	53	116E26 57	05N02 41	501	40	0.4
24	Bt. Ampangan (A)	575.25	34	110E37 14	01N09 07	106	40	18
25	Bt. S. Rudang (A)	631.25	41	114E55 49	04N30 22	365	40	1.7
26	Off Spaoh (A)	687.25	48	111E27 39	01N32 38	88	40	1.7
27	Bt. X (A)	727.25	53	116E22 01	06N18 19	221	40	0.3
28	Tangki Air (A)	607.25	38	117E30 12	04N30 11	427	40	0.5
29	Semporna (A)	727.25	53	118E03 47	04N27 41	585	40	1.2
30	Song (A)	703.25	50	112E34 50	01N59 13	109	40	0.3
31	Seratok (A)	607.25	38	111E21 41	01N47 02	51	40	7.8
32	L. Antu (A)	551.25	31	111E49 00	01N03 40	83	40	0.2
33	Batu Niah (A)	727.25	53	113E44 45	03N48 26	43	40	0.8
34	Bt. Ancharang (A)	503.25	25	113E46 53	03N49 01	66	40	0.2

Analogue TV Coverage for West Malaysia

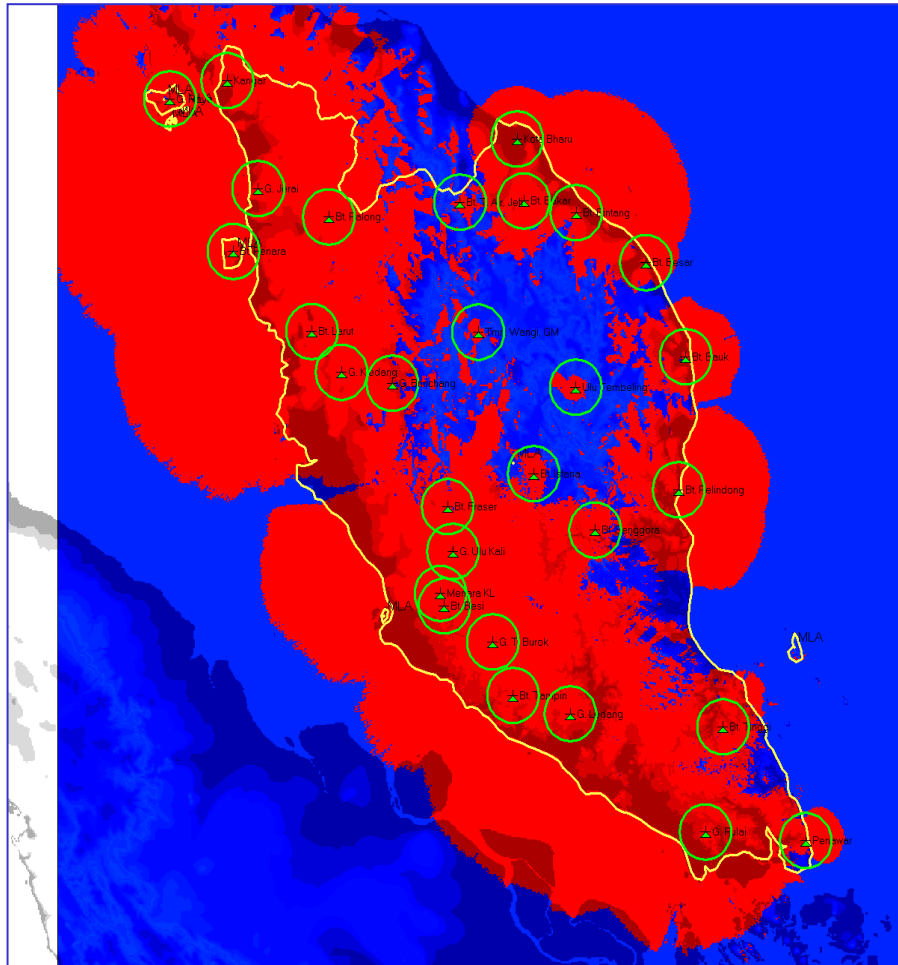


Analogue TV Coverage for East Malaysia



COMPARISON BETWEEN ATV & DTV

Analogue TV Coverage



Digital: B2H System

