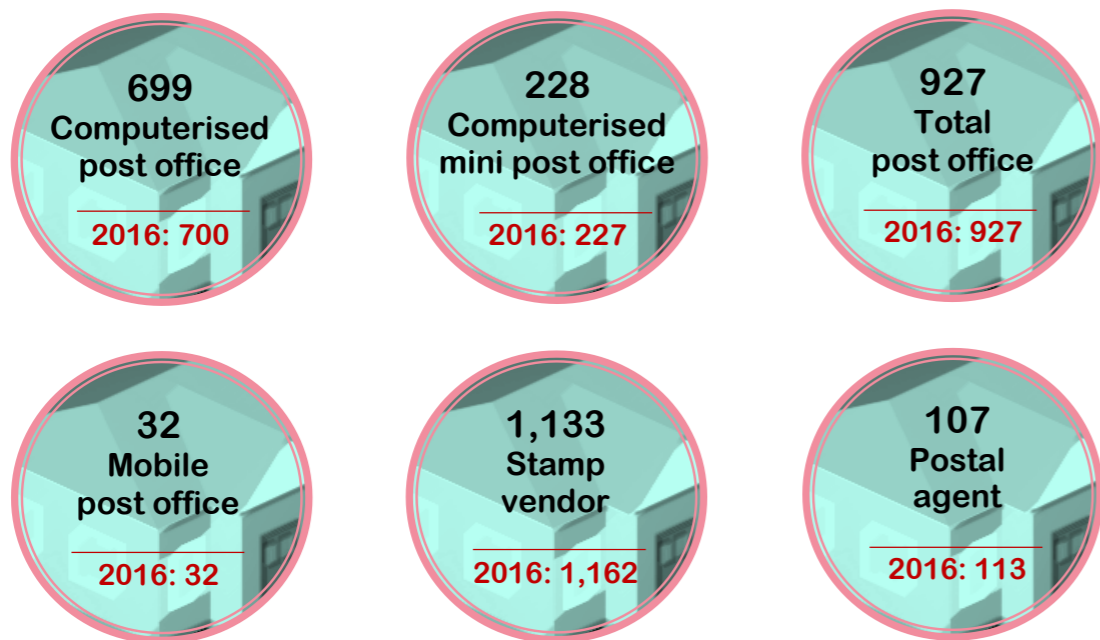
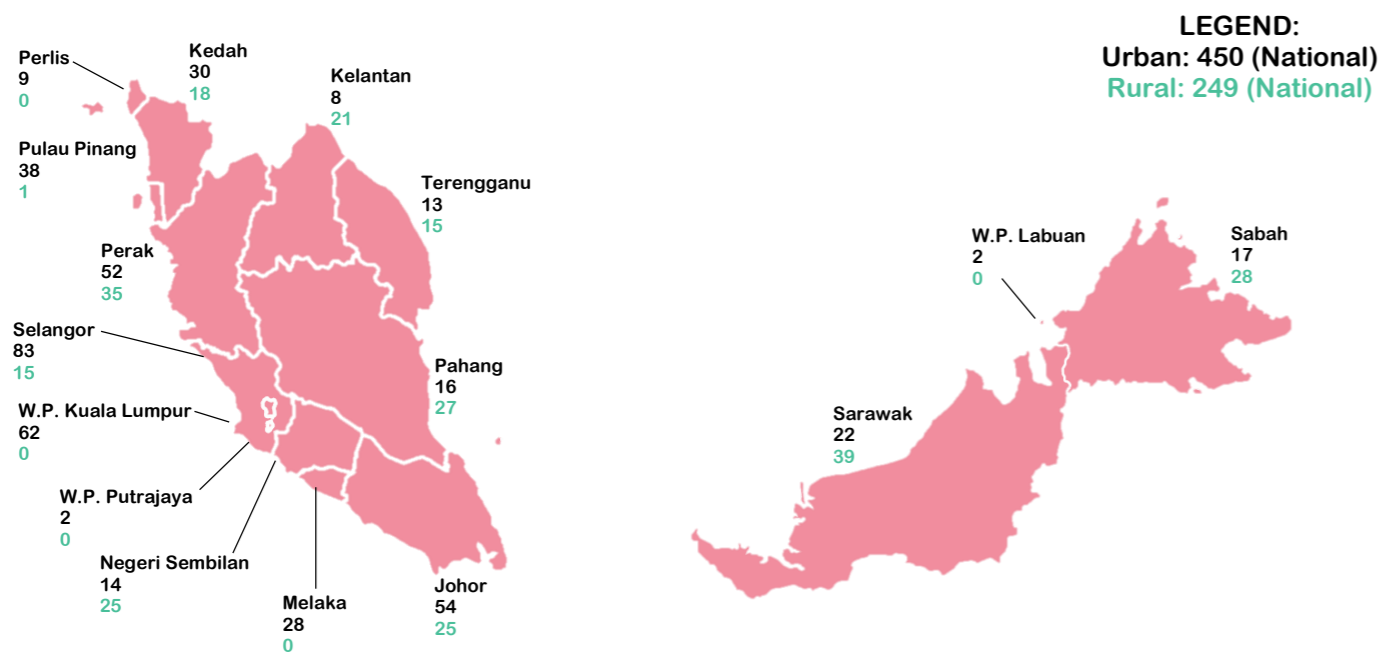


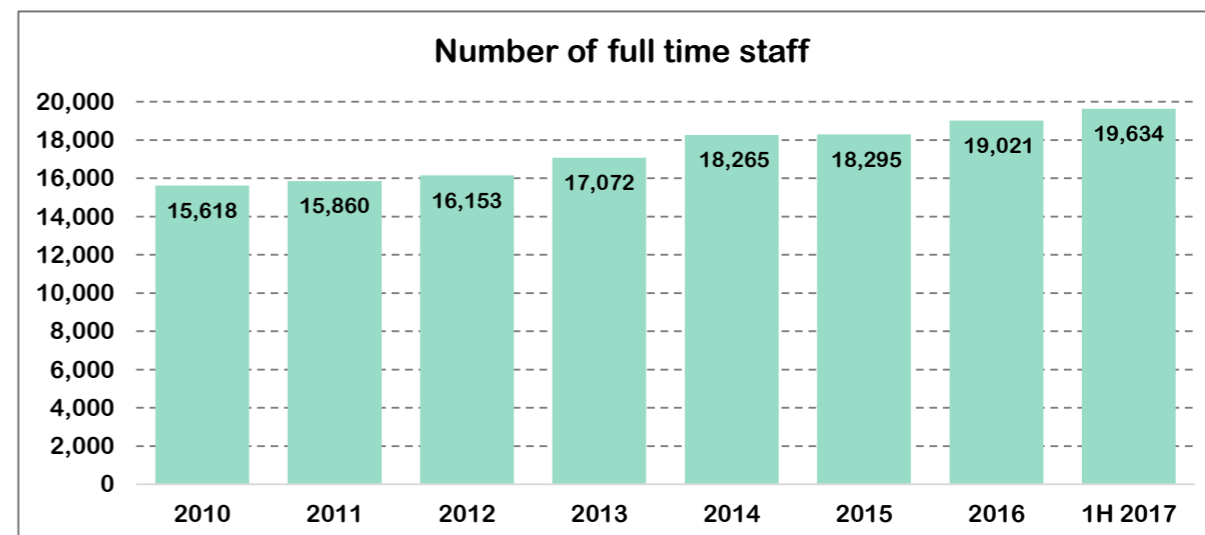
POSTAL ESTABLISHMENT



NUMBER OF COMPUTERISED POST OFFICE BY STATE



POSTAL STAFF

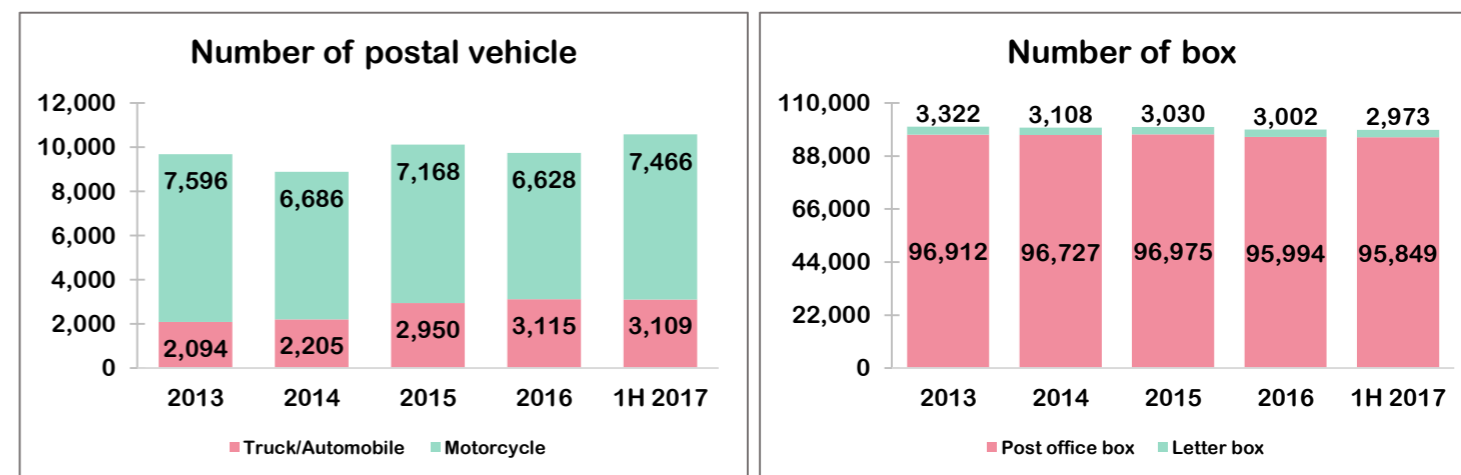


POSTAL TRAFFIC

Services	Number of letter post item		Number of registered item	
	1H 2016	1H 2017	1H 2016	1H 2017
Domestic	432,830,000	391,036,000	9,224,000	10,007,000
International issued	<u>15,095,000</u>	14,463,000	<u>1,132,000</u>	5,227,000
• Business as usual	<u>2,893,000</u>	2,763,000	<u>316,000</u>	322,000
• Transhipment	<u>12,202,000</u>	11,700,000	<u>816,000</u>	4,905,000
International received	<u>6,772,000</u>	4,372,000	<u>712,000</u>	454,000

Services	Number of ordinary parcel		Number of insured parcel	
	1H 2016	1H 2017	1H 2016	1H 2017
Domestic	372,000	425,000	53	42
International issued	79,000	86,000	3	8
International received	92,000	79,000	N/A	N/A

POSTAL VEHICLE AND POST BOX

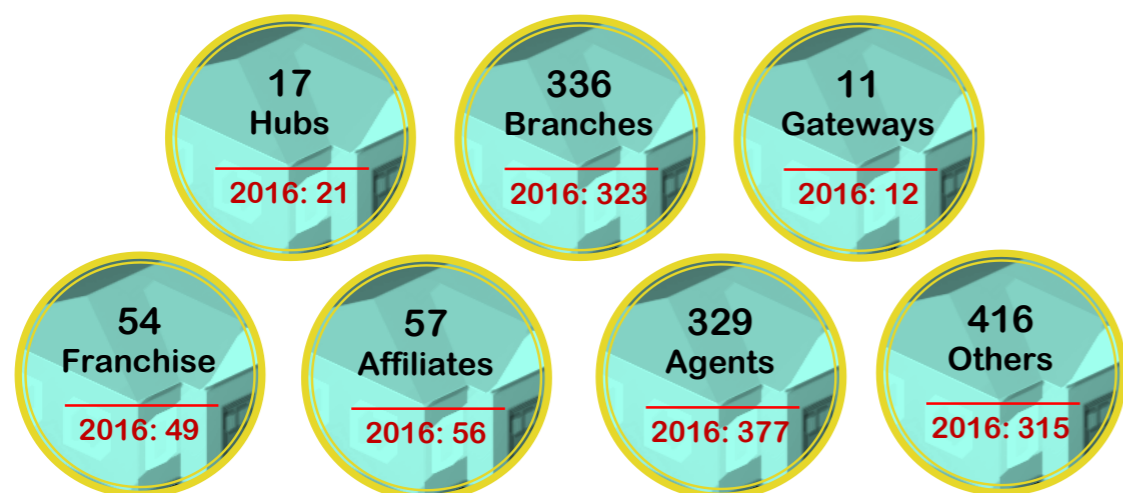




1H17

COURIER SERVICE Facts & Figures

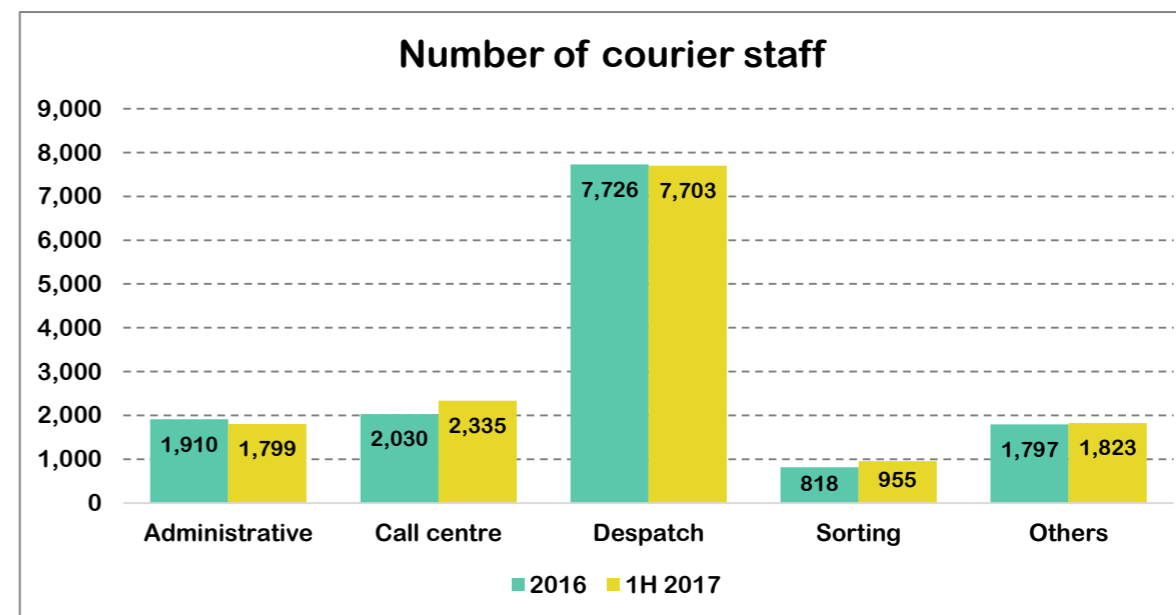
COURIER ESTABLISHMENT



COURIER ESTABLISHMENT BY STATE

State	Hubs	Branches	Gateways	Franchise	Affiliates	Agents	Others
Johor	1	41	2	14	6	25	19
Kedah	0	21	0	5	3	12	9
Kelantan	0	12	0	2	0	23	16
Melaka	0	11	0	4	6	4	5
Negeri Sembilan	0	19	0	1	2	6	5
Pahang	0	23	0	4	4	26	7
Perak	1	28	0	10	7	13	16
Perlis	0	4	0	0	1	3	3
Pulau Pinang	2	17	3	2	2	2	9
Sabah	1	25	0	1	0	47	13
Sarawak	1	21	1	6	1	50	10
Selangor	11	74	5	3	14	70	183
Terengganu	0	11	0	2	2	13	2
W.P. Kuala Lumpur	0	3	0	0	9	34	117
W.P. Labuan	0	21	0	0	0	1	2
W.P. Putrajaya	0	5	0	0	0	0	0

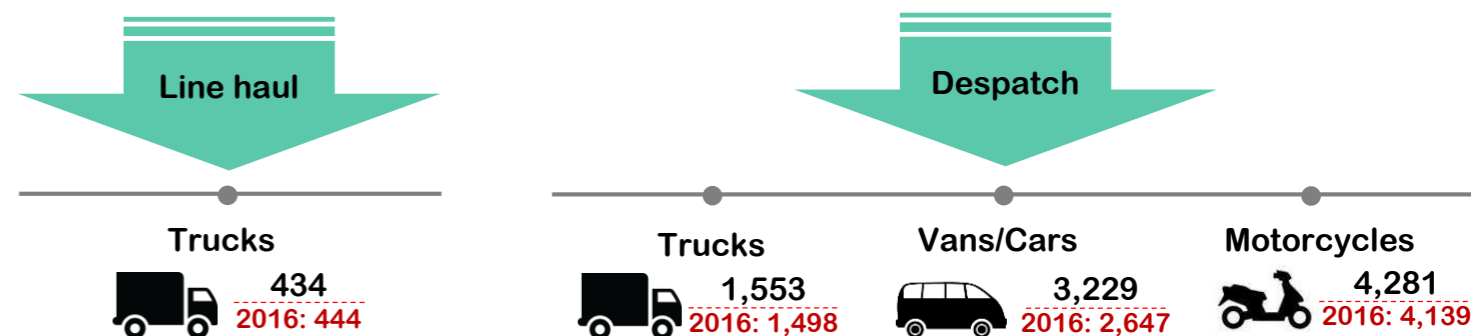
COURIER STAFF



COURIER TRAFFIC

Service	Number of document		Number of parcel	
	1H 2016	1H 2017	1H 2016	1H 2017
Domestic	21,235,000	25,162,000	11,313,000	16,070,000
International	1,301,000	1,388,000	2,006,000	2,580,000

COURIER VEHICLE



NOTE:

- Courier statistics were collected from top 10 courier companies in terms of revenue through a survey canvassed by MCMC.
- Others in Courier establishment includes drop-in centre, service centre, kiosk, etc.
- Others in Courier staff includes operation centre, sales, financial and customer service.
- Revised figures are underlined.

For further inquiries, please contact Statistics Department MCMC at statistics@cmc.gov.my